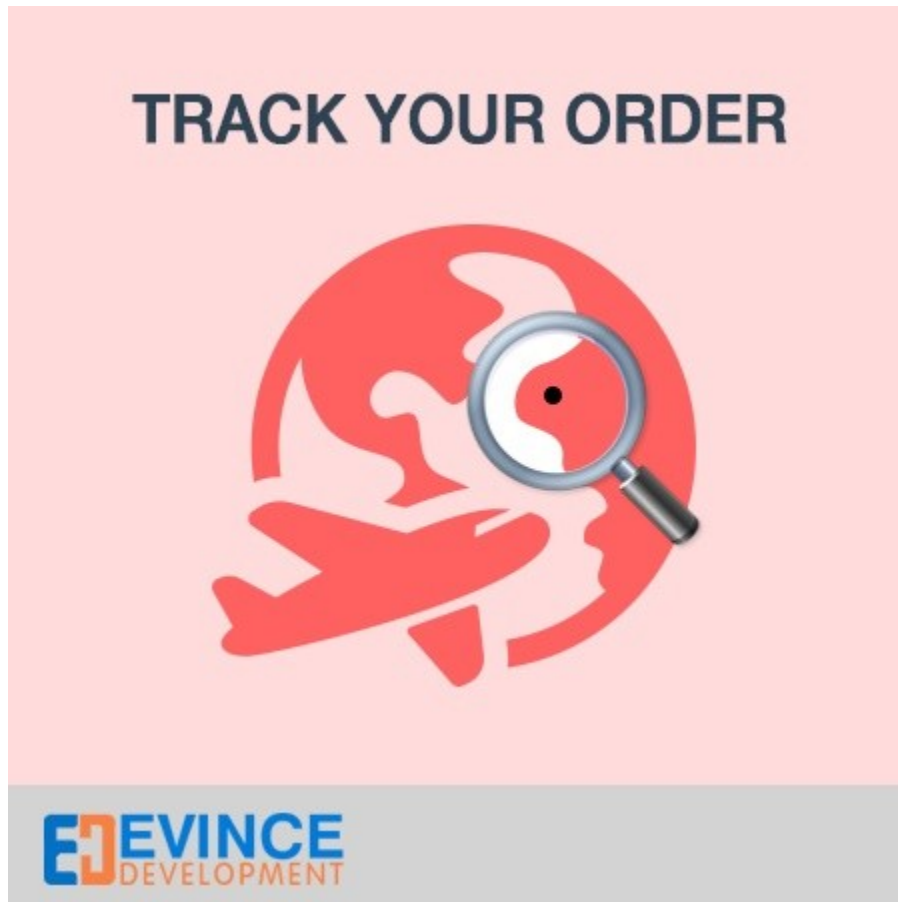


# Track Your Order



## User Manual

**Support:**

**[support@evincdev.com](mailto:support@evincdev.com)**

# 1. Configure Extension :

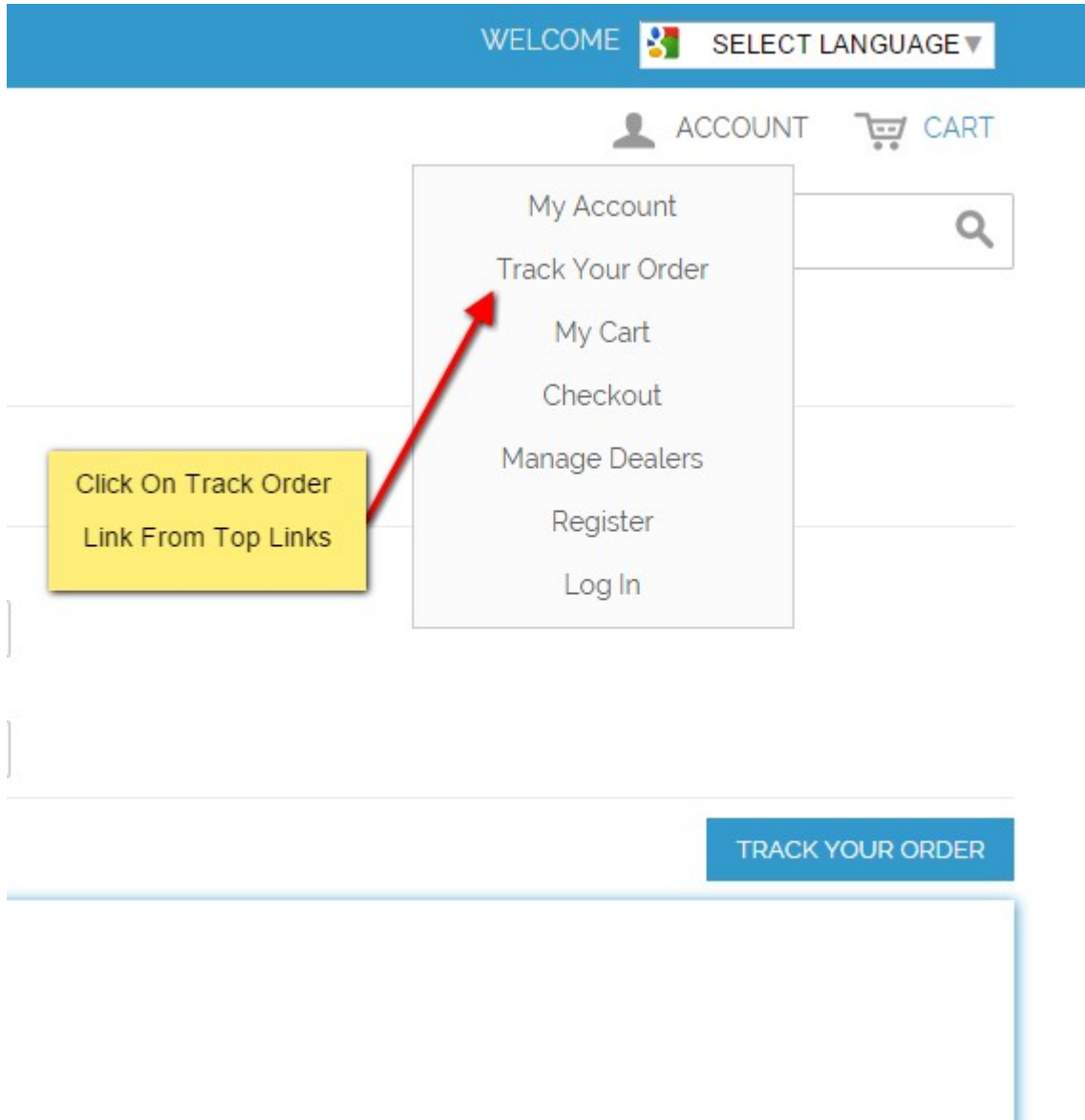
The screenshot displays the Magento Admin Panel interface. At the top, there is a navigation menu with items: Dashboard, Sales, Catalog, Customers, Promotions, Newsletter, CMS, ED Extensions, Our Team, and Test. Below the menu is a yellow banner with a red warning icon and the text: "Latest Message: Urgent: Immediately install Magento critical security patches [Read details](#)".

On the left side, there is a "Configuration" sidebar. It shows the "Current Configuration Scope" as "Default Config" with a "Manage Stores" link. The sidebar is organized into sections: "EVINCE" (containing "Track Your Order"), "SERVICES" (containing "Magento Core API" and "OAuth"), and "ADVANCED" (containing "Admin", "System", "Advanced", and "Developer").

On the right side, the "Track Your Order" configuration page is shown. It has a "General Configuration" section with a "Enabled" label and a dropdown menu set to "Yes".

A red arrow points from a yellow callout box to the "Track Your Order" tab in the sidebar. The callout box contains the text: "Go To System - > Configuration - > Evince -> Track Your Order Tab To Enable this Extension".

## 2. Front end view of extension :



## TRACK YOUR ORDER

Order id \*

145000006

Email Address \*

test@gmail.com

Enter your Order Id And Email-Id and click to Track your Order Button



TRACK YOUR ORDER


## YOUR ORDER INFORMATION

Your Order Status is : **Complete**

**SHIPMENT #100000034**

TRACKING NUMBER: 321326261654646

Order Tracking Number




CARRIER: United States Postal Service

Carrier Service Name



MORE DETAILS: [Click here to get details](#)

Carrier Service Tracking Link



TRACKING NUMBER: 54451638476984364

CARRIER: DHL (Deprecated)

MORE DETAILS: [Click here to get details](#)