


Evince Fee

This extension allows add additional Fee or Discount or any kind of additional charges to order total of the magento checkout process. You can see the additional fee in cart and checkout page as per below screen shot .

The screenshot displays a Magento shopping cart interface. At the top, it says "SHOPPING CART" and has a "PROCEED TO CHECKOUT" button. A message indicates "product1 was added to your shopping cart." The cart table shows one item: "PRODUCT1" with a price of \$123.00 and a quantity of 1, resulting in a subtotal of \$123.00. Below the table are links for "EMPTY CART", "UPDATE SHOPPING CART", and "CONTINUE SHOPPING". To the right, there is a "DISCOUNT CODES" section with an "APPLY" button. Below that is the "ESTIMATE SHIPPING AND TAX" section with dropdowns for "COUNTRY" (United States), "STATE/PROVINCE" (Please select region, state), and "ZIP". An "ESTIMATE" button is also present. At the bottom right, a summary table shows the "SUBTOTAL" as \$123.00 and a "FEE" of \$12.30, with a red arrow pointing to the fee amount and the text "Fee Added in percentage". The "GRAND TOTAL" is \$135.30. A "PROCEED TO CHECKOUT" button is at the very bottom.



PRODUCT	PRICE	QTY	SUBTOTAL
 PRODUCT1 SKU: 1111	\$123.00	1	\$123.00

SUBTOTAL	\$123.00
Fee Added in percentage	FEE \$12.30
GRAND TOTAL	\$135.30

Admin Configuration Setting

Go to **Admin >> Configuration >> Checkout >> Add Extra fee on total.** tab for Extension Configuration changes

- First of all set general Enable drop down "yes". After that If you want to add fee in percentage then Enable percentage drop down "Yes". below is screen shot for admin configuration .

Current Configuration Scope:
Default Config  
[Manage Stores](#)

Configuration

▶ CATALOG

Catalog

Inventory

Google Sitemap

RSS Feeds

Email to a Friend

▶ SALES

Sales

Sales Emails

PDF Print-outs

Tax

Checkout

Shipping Settings

Shipping Methods

Checkout

 Save Config

Checkout Options	▼
Shopping Cart	▼
My Cart Link	▼
Shopping Cart Sidebar	▼
Add Extra fee on total	▲

Enabled	<input type="text" value="Yes"/>	[STORE VIEW]
Enable For Percentage	<input type="text" value="Yes"/>	[STORE VIEW]
▲ If You need Fee Amount in Percentage then Enable it.		
Fee Amount	<input type="text" value="10"/>	[STORE VIEW]

Payment Failed Emails	▼
-----------------------	---