

Evince FAQs



The FAQs Extension provides very productive way to improve customer experience and curtail customer related inquiries. This Extension allows you to add

frequently asked questions section conveniently on your website. From the back-end Admin can enter questions and answers which can be displayed on the website category wise in the FAQs section.

Features :

- Display frequently asked questions on website
- jQuery accordion FAQ page
- Improved Customer experience
- Ease of installation
- 100% Open source
- Multiple browser compatibility
- Simple to integrate & configure

Support:

support@evincemage.com

User Guide

1) After installing extension Go to -> admin -> Store -> Configuration -> Evince's Faques. Here you can enable/disable the extension.

Configuration

Store View: Default Config ▾ ?

Save Config

GENERAL ▾

CATALOG ▾

CUSTOMERS ▾

SALES ▾

EVINCE ▾

EVINCE'S FAQUES ▴

FAQs

SERVICES ▾

ADVANCED ▾

Basic

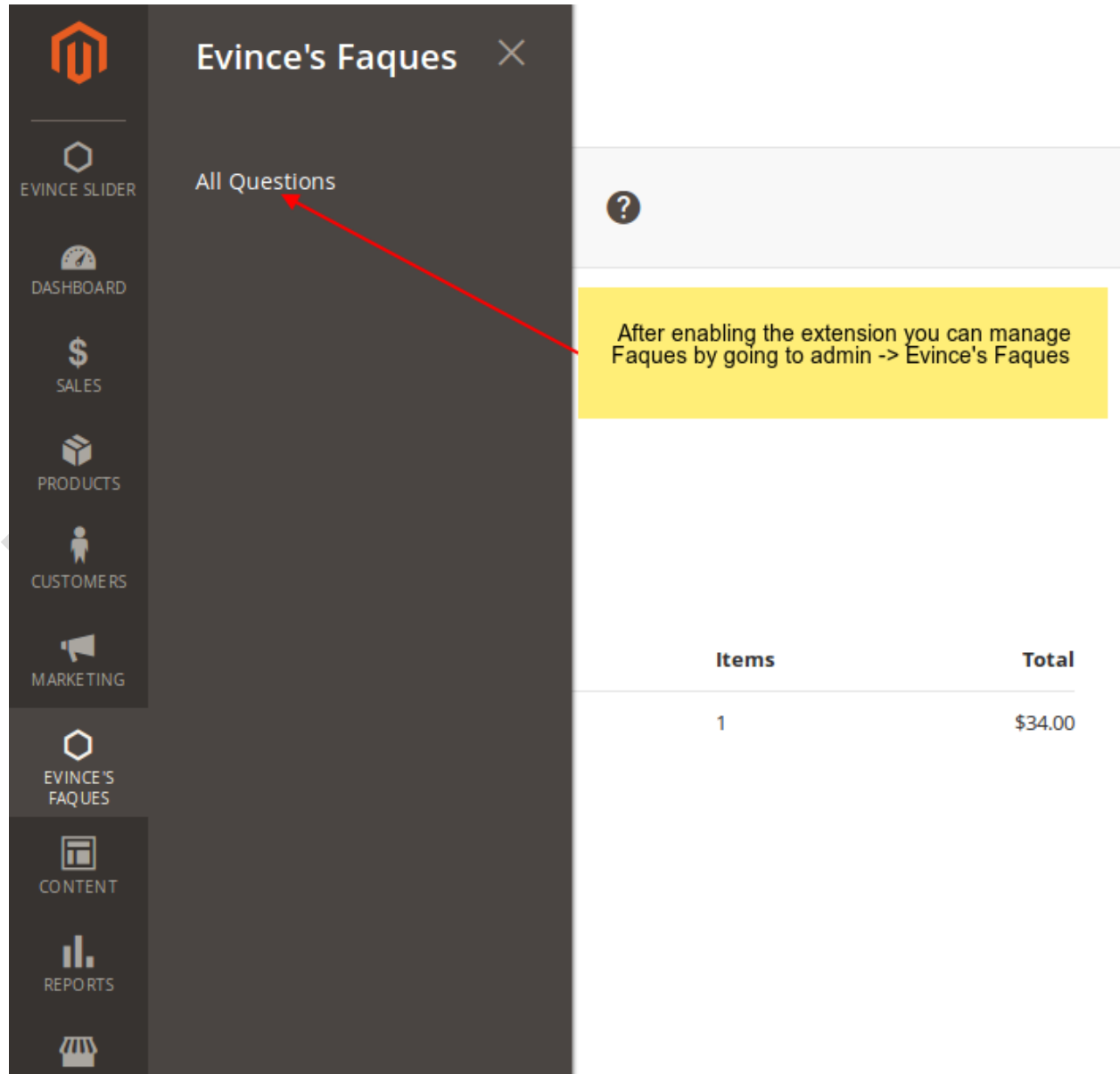
Enable

Yes ▾

[STORE VIEW]

After installing the extension, Go to
admin -> Store -> Configuration
For enable/disable the extension

2) For managing Faques, Go to admin -> Evince's Faques -> All questions. Here you can create number of faques which were used in your store.



Evince's Faques ✕

All Questions

After enabling the extension you can manage Faques by going to admin -> Evince's Faques

Items	Total
1	\$34.00

FAQ


						Add New
Actions		3 records found	20	per page	<	1 of 1 >
<input type="checkbox"/>	ID	Question Title	Answer	Publish Date	Status	Edit
<input type="checkbox"/>	3	Explain about the Modules of Magento?	Ans. Magento supports installation of modules through a web-based interface accessible through the administration area of a Magento installation.	2015-12-21 00:00:00	Enabled	Edit
<input type="checkbox"/>	2	Lorem ipsum dolor sit amet, consectetur adipiscing elit?	Ans. Lorem ipsum dolor sit amet, consectetur adipiscing elit. Integer non euismod odio. Aenean a libero massa. Etiam a risus commodo, interdum sem eu, dictum dolor.	2015-12-25 00:00:00	Enabled	Edit
<input type="checkbox"/>	1	Donec mollis tellus quis fringilla dictum. Duis auctor malesuada dui, at sollicitudin erat vehicula sit amet?	Ans. Donec mollis tellus quis fringilla dictum Donec mollis tellus quis fringilla dictum. Duis auctor malesuada dui, at sollicitudin erat vehicula sit amet. Sed hendrerit fringilla facilisis. Cras porttitor porta consequat.	2015-12-25 00:00:00	Enabled	Edit



For managing all the questions and answer, go to admin -> Evince Faques -> All questions. Here you can manage and create all the questions for your need.


3) After enabling the extension. You will find the Faq page link at footer in your website.



Hot Sellers


Here is what 's trending on Luma right now






Fusion Backpack
\$59.00
[Add to Cart](#)  






Push It Messenger Bag
\$45.00
[Add to Cart](#)  






LifeLong Fitness IV
\$14.00
[Add to Cart](#)  






Hero Hoodie
\$54.00
[Add to Cart](#)  





Argus All-Weather Tank
\$22.00
[Add to Cart](#)  



Radiant Tee
\$22.00
[Add to Cart](#)  



Breathe-Easy Tank
\$34.00
[Add to Cart](#)  

After enabling the extension you will find the Faq page link at footer.

[About us](#)[Customer Service](#)[Faques](#)[Privacy and Cookie Policy](#)[Search Terms](#)[Advanced Search](#)[Contact Us](#)[Orders and Returns](#)[Subscribe](#)

Copyright © 2015 |

All rights reserved.


4) After adding the faques from backend, the front of your website will look like this.

Faq's

Question: Donec mollis tellus quis fringilla dictum. Duis auctor malesuada dui, at sollicitudin erat vehicula sit amet? +

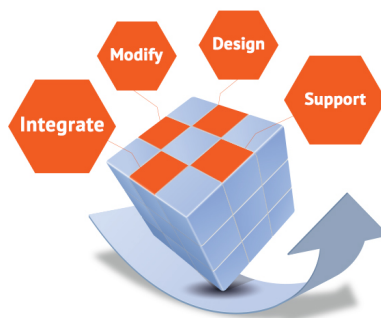
Question: Lorem ipsum dolor sit amet, consectetur adipiscing elit? +

Question: Explain about the Modules of Magento? +



After adding the questions from backend, the front will look like this.

Evince + Magento = EvinceMage



Our Passion is to build strong Magento Extension for Mobile based and Desktop Web Themes.

- 76+ Magento Projects Completed
- 65+ Magento Extensions Developed
- 14+ Magento Developers
- 90% Repeat or Referral Client ratio

Go through our websites to know more about our work;

- Our Corporate website <http://www.evdpl.com/>
- Our Magento 1.x extension <http://www.evincemage.com/magento-extensions.html>
- Our Magento 2.x extension <http://www.evincemage.com/mage-2.html>

We at Evince like to keep our customers ahead of the curve by providing the best solutions with latest technologies. You can also checkout our demo Magento -2 website at

- <http://mage2.refreshcart.com/>

**Thank you,
Evince Mage**