

Evince Product FAQ



Evince Product FAQ Extension for Magento provides product related FAQs. It allows customers to ask questions on product pages and receive answers right there. Both administrator and website visitors can leave replies. Website visitor also ask any question and admin can also post any question and answer for that product.

It reduces useless time consumption for customers and admin. Admin can make changes and add, edit or delete entries anytime. Every FAQ will be shown at front-end after approved by admin.

Features :

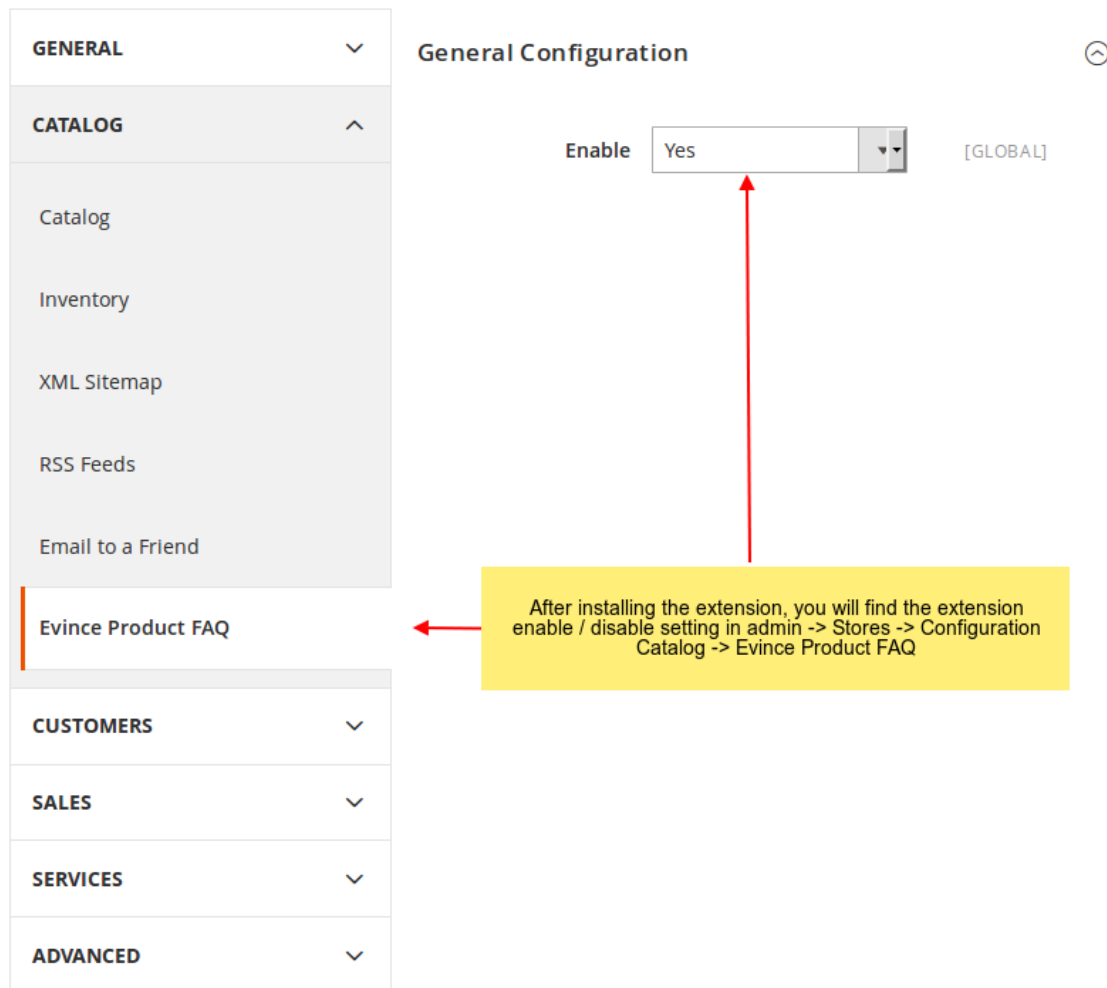
- Each Product can have specific Questions / Answers section assigned to it in the FAQ tab.
- Admin can add any question/topic to any product page
- Customers can ask quick questions from product pages
- Shows approved frequently asked questions (FAQ's) on the product page
- Manage FAQ's via the Magento admin
- Answer questions via the Magento admin
- Approve and delete FAQ's
- Easy to install
- 100% Open Source
- Compatible with Magento 2.0

Support:

support@evincemage.com

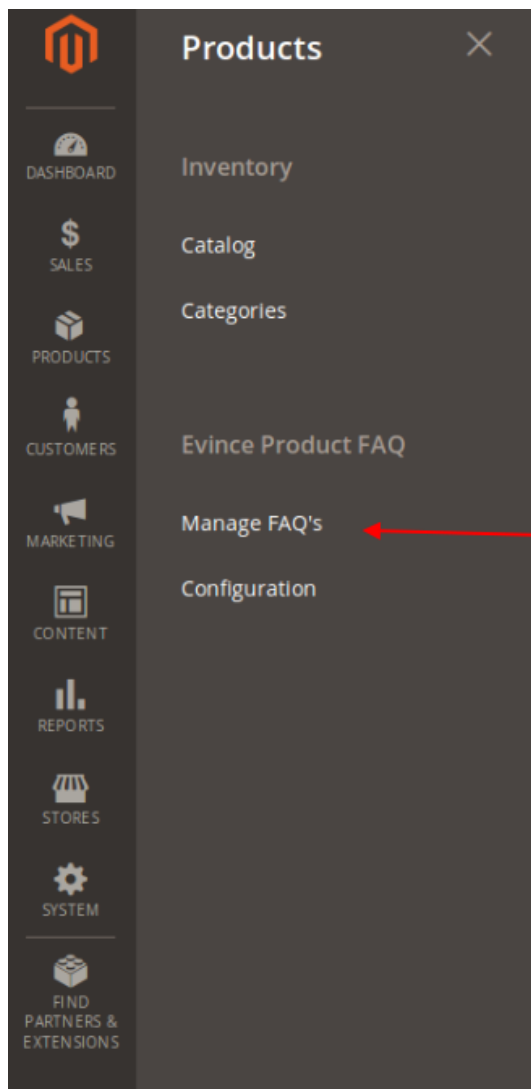
User Guide

1) After installing extension, for configure it, go to admin → Stores → Configuration → Catalog → Evince Product FAQ



The screenshot shows the Magento Admin Configuration page. On the left is a sidebar menu with categories: GENERAL, CATALOG, CUSTOMERS, SALES, SERVICES, and ADVANCED. The 'CATALOG' section is expanded, showing sub-items: Catalog, Inventory, XML Sitemap, RSS Feeds, Email to a Friend, and Evince Product FAQ. The 'Evince Product FAQ' item is highlighted with a red vertical bar. The main content area is titled 'General Configuration' and shows the 'Enable' setting for 'Evince Product FAQ' set to 'Yes' with a dropdown arrow. To the right of the dropdown is the text '[GLOBAL]'. A yellow callout box with a red arrow pointing to the 'Evince Product FAQ' menu item contains the text: 'After installing the extension, you will find the extension enable / disable setting in admin -> Stores -> Configuration Catalog -> Evince Product FAQ'. Another red arrow points from the callout box to the 'Yes' dropdown menu.

2) For Managing all FAQ, go to admin → Products → Evince Product FAQ → Manage FAQ's



For managing all FAQ, go to admin -> Products -> Evince product FAQ -> Manage FAQ's

3) Here are the list of all FAQ ask by customers and add by administrator.

Product FAQ

[Add New Question](#)

2 records found per page of 1

<input type="checkbox"/>	ID ↓	Email	Question	Answer	Status	Action
<input type="checkbox"/>	1	testtesting058@gmail.com	test questions	test answer	Enabled	Select
<input type="checkbox"/>	2	tonystark@gmail.com	is there more colours in this backpack.	Yes, It has black, blue and dark grey colour.	Enabled	Select

Here are the list of all FAQ's , asked by users. From here, you can manage the FAQ display on front and also give the answer for each FAQ.

You can also add new question by clicking on "Add New question"

4) After configuring this, the front-end will look like this. You can ask question for each product.

Details	More Information	FAQ (1)
---------	------------------	---------

Frequently asked questions

Tony asked:

Q: Is there more colours in this backpack.

A: Yes, it has black, blue and dark grey colour.

After configuring the extension, it will look like this in front-end in each product.

You're asking about: **Fusion Backpack**

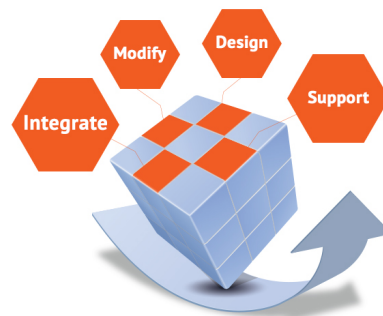
Nickname *

Email *

Question *

[Submit Question](#)

Evince + Magento = EvinceMage



Our Passion is to build strong Magento Extension for Mobile based and Desktop Web Themes.

- 76+ Magento Projects Completed
- 65+ Magento Extensions Developed
- 14+ Magento Developers
- 90% Repeat or Referral Client ratio



Copyright © 2016
Evince Development Pvt. Ltd.

Go through our websites to know more about our work;

- Our Corporate website <http://www.evdpl.com/>
- Our Magento 1.x extension <http://www.evincemage.com/magento-extensions.html>
- Our Magento 2.x extension <http://www.evincemage.com/mage-2.html>

We at Evince like to keep our customers ahead of the curve by providing the best solutions with latest technologies. You can also checkout our demo Magento -2 website at

- <http://mage2.refreshcart.com/>

Thank you,
Evince Mage