

Evince Testimonial



The Evince testimonial extension allows site owner to put client testimonial on store any CMS page of your store. It has very clear a nice UI that attract customer to read the testimonials. Admin can able to add new testimonial from backend at

extension manager. There are number of testimonial that can be added from backend. Admin can also upload photo for each testimonial.

Features :

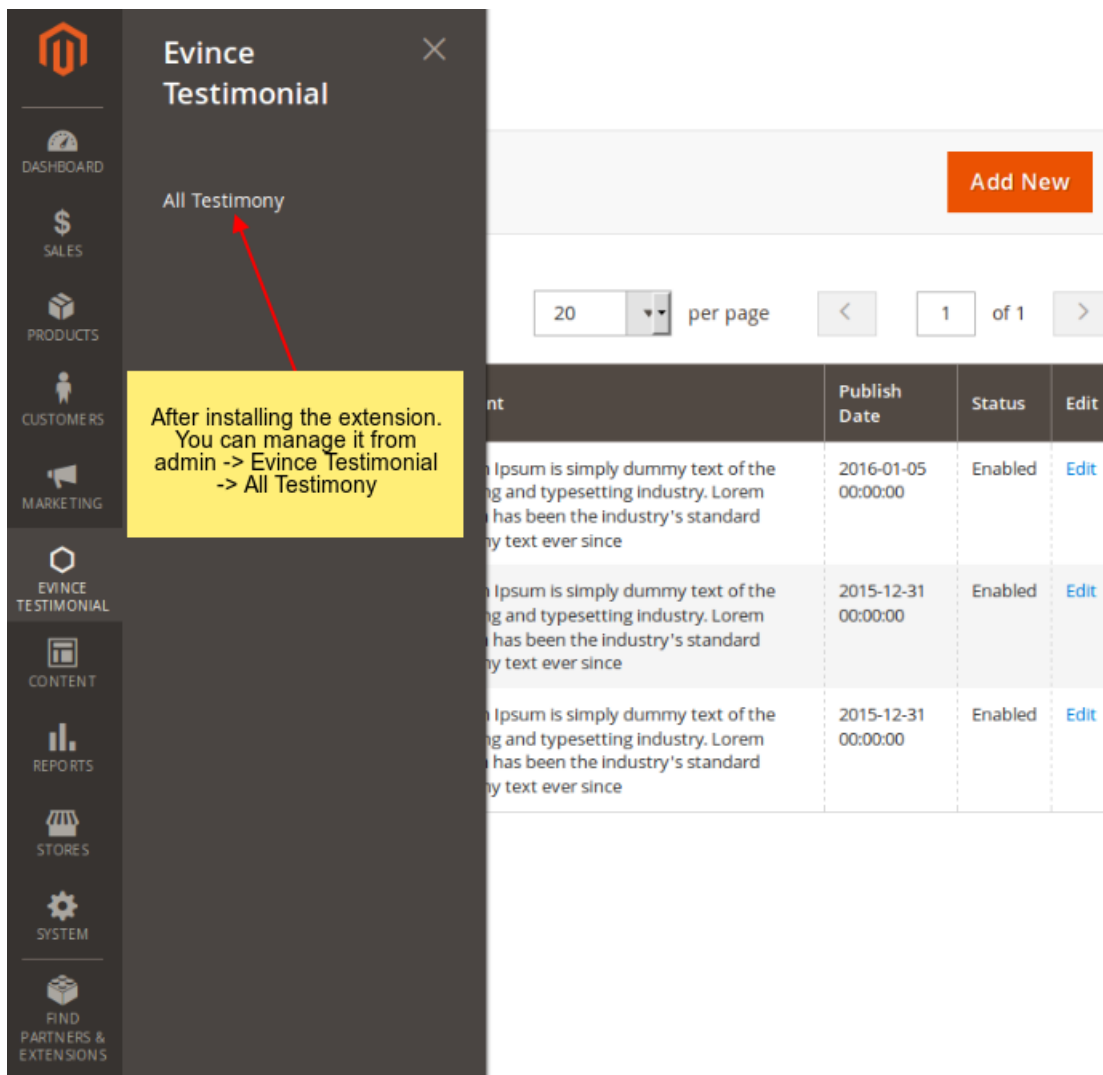
- Generate more trust though testimonials
- Display recent testimonials or random testimonials in your home page or any CMS page.
- Admin can manage testimonials store wise.
- Upload Photo of each testimonial
- Nice UI
- Easy installation
- 100% Open source
- Compatibility with the Magento 2.0

Support:

support@evincemage.com

User Guide

1) After installing extension, for configure it, go to admin → Evince Testimonial → All Testimony.



After installing the extension.
You can manage it from
admin -> Evince Testimonial
-> All Testimony

Content	Publish Date	Status	Edit
Ipsum is simply dummy text of the printing and typesetting industry. Lorem Ipsum has been the industry's standard dummy text ever since	2016-01-05 00:00:00	Enabled	Edit
Ipsum is simply dummy text of the printing and typesetting industry. Lorem Ipsum has been the industry's standard dummy text ever since	2015-12-31 00:00:00	Enabled	Edit
Ipsum is simply dummy text of the printing and typesetting industry. Lorem Ipsum has been the industry's standard dummy text ever since	2015-12-31 00:00:00	Enabled	Edit

2) Here is the list of all testimonial that have been created. You can also create new one by clicking on "Add New".

Testimony

For adding new testimonial,
click on "Add New"

[Add New](#)

Actions



3 records found

20



per page



1

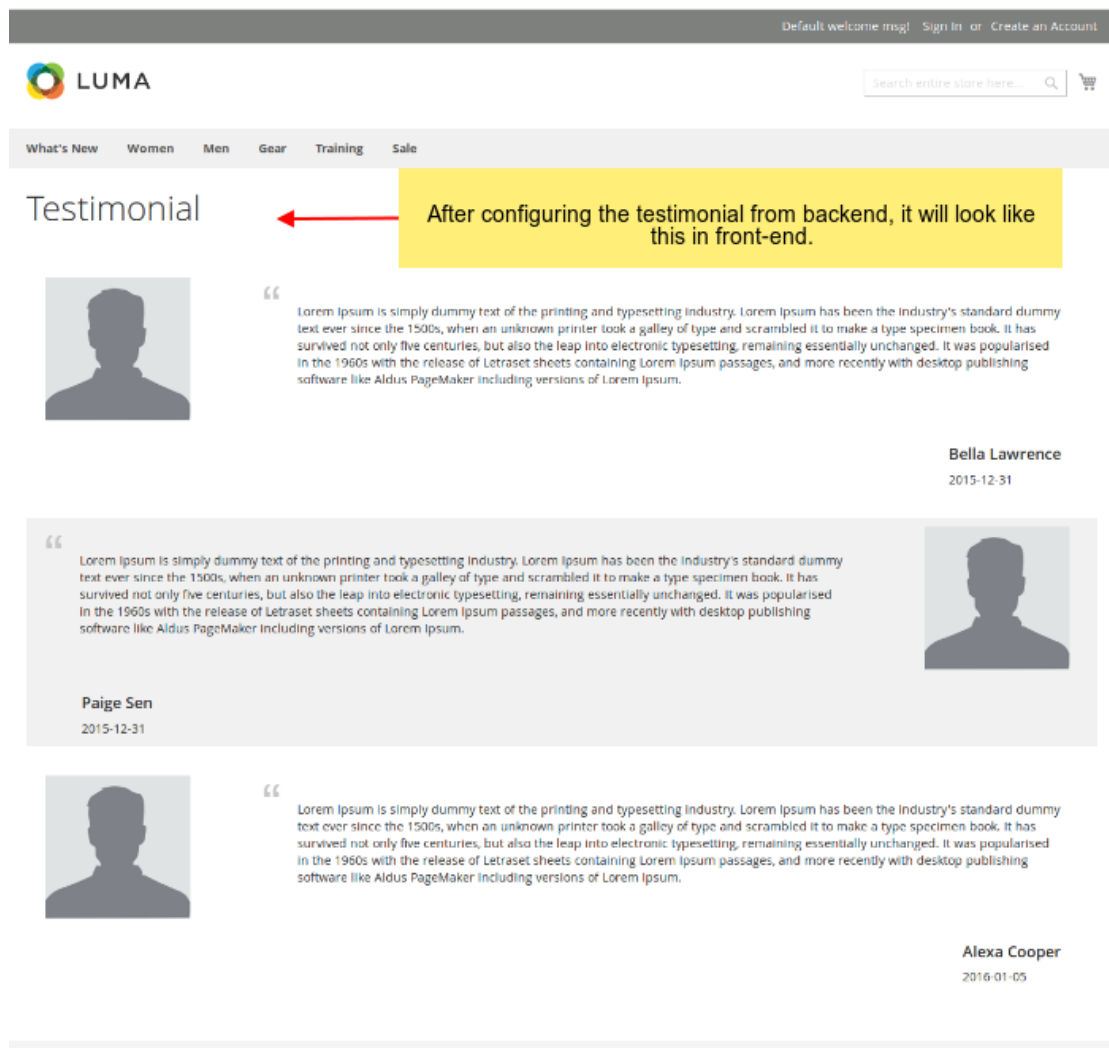
of 1



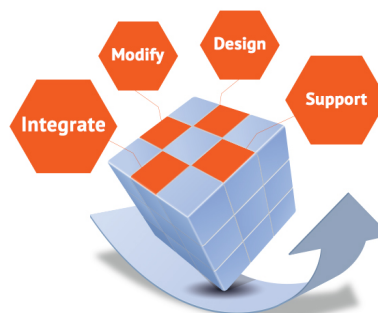
	ID ↑	Author Name	Content	Publish Date	Status	Edit
<input type="checkbox"/>	3	Alexa Cooper	Lorem Ipsum is simply dummy text of the printing and typesetting industry. Lorem Ipsum has been the industry's standard dummy text ever since	2016-01-05 00:00:00	Enabled	Edit
<input type="checkbox"/>	2	Paige Sen	Lorem Ipsum is simply dummy text of the printing and typesetting industry. Lorem Ipsum has been the industry's standard dummy text ever since	2015-12-31 00:00:00	Enabled	Edit
<input type="checkbox"/>	1	Bella Lawrence	Lorem Ipsum is simply dummy text of the printing and typesetting industry. Lorem Ipsum has been the industry's standard dummy text ever since	2015-12-31 00:00:00	Enabled	Edit

Here is the list of all testimonial
added.

3) After configuring and creating testimonial from backend, you can simply call a Link for the News page from footer and it will look like this on any CMS page.



Evince + Magento = EvinceMage



Our Passion is to build strong Magento Extension for Mobile based and Desktop Web Themes.

- 76+ Magento Projects Completed
- 65+ Magento Extensions Developed
- 14+ Magento Developers
- 90% Repeat or Referral Client ratio

Go through our websites to know more about our work;

- Our Corporate website <http://www.evdpl.com/>
- Our Magento 1.x extension <http://www.evincemage.com/magento-extensions.html>
- Our Magento 2.x extension <http://www.evincemage.com/mage-2.html>

We at Evince like to keep our customers ahead of the curve by providing the best solutions with latest technologies. You can also checkout our demo Magento -2 website at

- <http://mage2.refreshcart.com/>

Thank you,
Evince Mage